

SWITCH DISCONNECTOR FUSE NEW DESIGN IU=63A,  
UE=690V,  
3-POLE FOR LV HRC FUSE SIZE 00 BASIC VERSION  
WITHOUT 8UC6 HANDLE AND SHAFT WITH TIN-COATED  
CONTACTS



Similar to image

**General technical details:**

<b>product brand name</b>		SENTRON
<b>product designation</b>		Switch Disconnecter with Fuses 3KL
<b>Number of poles</b>		3
<b>Installation size of fuse-link</b>		00 and 000
<b>Installation size of disconnecting link</b>		00 and 000
<b>Acceptability for application</b>		
<ul style="list-style-type: none"> <li>• main switch</li> <li>• switch disconnecter</li> <li>• emergency stop switch</li> <li>• safety cut-out switch</li> <li>• maintenance/repair switch</li> </ul>		<p>Yes</p> <p>Yes</p> <p>Yes</p> <p>Yes</p> <p>Yes</p>
<b>Product extension</b>		
<ul style="list-style-type: none"> <li>• optional / motor drive</li> <li>• optional / voltage trigger</li> </ul>		<p>No</p> <p>No</p>
<b>Design of the operating mechanism</b>		manual operating mechanism
<b>Product equipment / interlock</b>		Yes
<b>Type from device</b>		fixed mounting
<b>type of voltage</b>		AC/DC

<b>Continuous current / rated value</b>	A	63
<b>Breaking capacity limit short-circuit current (I<sub>cu</sub>) / at 400 V / rated value</b>		
• optional / interlock		Yes
• auxiliary switch		Yes
<b>Active power loss</b>		
• maximum	W	8.5
• per conductor / typical	W	3
<b>Insulation voltage / rated value</b>	V	690
<b>Impulse voltage resistance / rated value</b>	V	6,000
<b>Item designation</b>		
• according to DIN EN 61346-2		Q
• according to DIN 40719 extendable after IEC 204-2 / according to IEC 750		Q
<b>Fuse system</b>		LV HRC fuse

### Main circuit:







<b>Design of the electrical connection</b>		
• for main current circuit		flat connector
<b>Number of poles / for main current circuit</b>		3
<b>Operating current</b>		
• at AC-21		
• at 500 V / rated value	A	63
• at 690 V / rated value	A	63
• rated value	A	63
• at AC-22 A		
• at 400 V / rated value	A	63
• at 500 V / rated value	A	63
• at 690 V / rated value	A	63
• at AC-23 A		
• at 400 V / rated value	A	63
• at 500 V / rated value	A	63
• at 690 V / rated value	A	63
• at AC-3 / at 400 V		
• rated value	A	63
• at DC-23 A		
• at 400 V / rated value	A	63
<b>Service power</b>		
• at AC-23 A		
• at 400 V / at 50/60 Hz / rated value	W	30,000
• at 500 V / at 50/60 Hz / rated value	W	30,000

• at 690 V / at 50/60 Hz / rated value	W	40,000
<b>Operating voltage / for DC / rated value</b>	V	440
<b>Operating voltage / at 50/60 Hz / for AC / rated value</b>	V	690

Auxiliary circuit:		
<b>Number of NC contacts / for auxiliary contacts</b>		0
<b>Number of NO contacts / for auxiliary contacts</b>		0
<b>Number of change-over switches / for auxiliary contacts</b>		0

Installation/mounting/dimensions:		
<b>mounting position</b>		any
<b>Protection against electrical shock</b>		finger-safe
<b>Design of the load switch</b>		No
• Strip form		
<b>Type of the driving mechanism</b>		No
• motor drive		
<b>Type of mounting</b>		surface mounting and installation
• Rail installation		No
• front mounting with central fixation		No
• front mounting with 4-hole fixation		No
<b>Width</b>	mm	120
<b>Height</b>	mm	105
<b>Depth</b>	mm	150

Ambient conditions:		
<b>Ambient temperature</b>		
• during operating	°C	-25 ... +55
• during storage	°C	-50 ... +80
<b>Protection class IP</b>		IP00
<b>Verification of suitability</b>		CE

Certificates/approvals:		
<b>General Product Approval</b>	<b>Test Certificates</b>	
 CB  CCC  GOST	<a href="#">Special Test Certificate</a>	
<b>Shipping Approval</b>	<b>other</b>	
 BUREAU VERITAS  GL  LRS	<a href="#">Declaration of Conformity</a>	<a href="#">other</a>
		<a href="#">Environmental Confirmations</a>

**Further information:**

**Information- and Downloadcenter (Catalogs, Brochures,...)**

<http://www.siemens.com/lowvoltage/catalogs>

**Industry Mall (Online ordering system)**

<http://www.siemens.com/lowvoltage/mall>

**Service&Support (Manuals, Certificates, Characteristics, FAQs,...)**

<http://support.automation.siemens.com/WWW/view/en/3KL5030-1AB01-ZA01/all>

**Image database (product images, 2D dimension drawings, 3D models, device circuit diagrams, ...)**

[http://www.automation.siemens.com/bilddb/cax\\_en.aspx?mlfb=3KL5030-1AB01-ZA01](http://www.automation.siemens.com/bilddb/cax_en.aspx?mlfb=3KL5030-1AB01-ZA01)

**CAX-Online-Generator**

<http://www.siemens.com/cax>

**last change:**

Nov 5, 2012