



TEMPERATURE MONITORING RELAY FOR PT100,  
EXCEEDING OF 1 THRESH. VAL.,  
WIDTH 22ND5 MM 0 C-200 C,  
110-120/220-240V AC 1 NO + 1 NC,  
CLOSED-CIRC.PRINC. SCREW CONNECTION

**General technical details:**




<b>type of voltage</b>		AC
<b>Supply voltage frequency</b>		
<ul style="list-style-type: none"> <li>• 1 / for auxiliary and control current circuit                             <ul style="list-style-type: none"> <li>• initial rated value</li> <li>• final rated value</li> </ul> </li> <li>• 1 / at 50 Hz / for AC / rated value</li> <li>• 1 / at 60 Hz / for AC / rated value</li> <li>• 2                             <ul style="list-style-type: none"> <li>• at 60 Hz / for AC                                     <ul style="list-style-type: none"> <li>• rated value</li> </ul> </li> <li>• at 50 Hz / for AC                                     <ul style="list-style-type: none"> <li>• rated value</li> </ul> </li> </ul> </li> </ul>	<ul style="list-style-type: none"> <li>Hz</li> <li>Hz</li> <li>V</li> <li>V</li> <li>V</li> <li>V</li> </ul>	<ul style="list-style-type: none"> <li>50</li> <li>60</li> <li>110</li> <li>110</li> <li>230</li> <li>230</li> </ul>
<b>Number of measuring circuits</b>		1
<b>Product function</b>		
<ul style="list-style-type: none"> <li>• defect storage</li> <li>• reset external</li> </ul>		<ul style="list-style-type: none"> <li>No</li> <li>No</li> </ul>
<b>Measurable temperature</b>		
<ul style="list-style-type: none"> <li>• initial value</li> <li>• final value</li> </ul>	<ul style="list-style-type: none"> <li>°C</li> <li>°C</li> </ul>	<ul style="list-style-type: none"> <li>0</li> <li>200</li> </ul>

Item designation / according to DIN EN 61346-2		K
Item designation / according to DIN 40719 extendable after IEC 204-2 / according to IEC 750		K
Ambient temperature • during operating	°C	-25 ... +60

#### Mechanical design:

Design of the electrical connection • for auxiliary and control current circuit • jumper socket		screw-type terminals Yes
Design of the sensor / connectable		PT100 (resistance sensor)
Number of NC contacts / for auxiliary contacts		1
Number of NO contacts / for auxiliary contacts		1
Number of change-over switches / for auxiliary contacts		0
Width	mm	22.5
Height	mm	83
Depth	mm	91

#### Certificates/approvals:

General Product Approval	Test Certificates	other
 CCC	 GOST	 UL
	<a href="#">Special Test Certificate</a>	<a href="#">Declaration of Conformity</a>
		<a href="#">Environmental Confirmations</a>

#### Further information:

##### Information- and Downloadcenter (Catalogs, Brochures,...)

<http://www.siemens.com/industrial-controls/catalogs>

##### Industry Mall (Online ordering system)

<http://www.siemens.com/industrial-controls/mall>

##### Cax online generator:

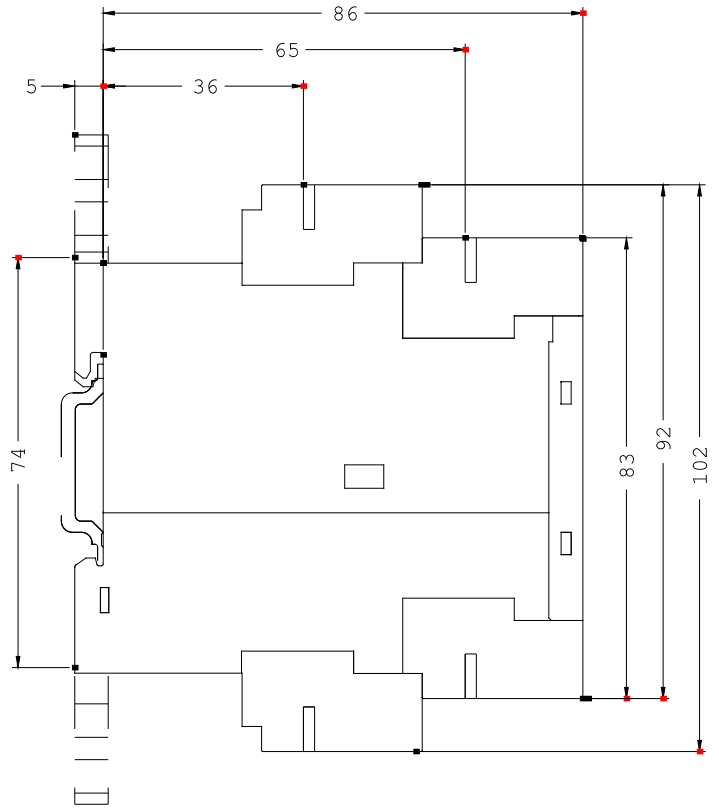
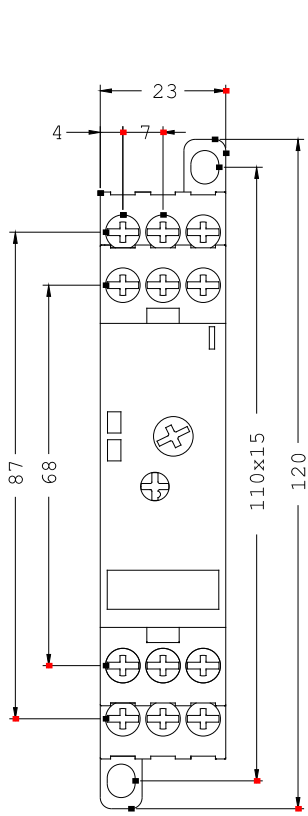
<http://www.siemens.com/cax>

##### Service&Support (Manuals, Certificates, Characteristics, FAQs,...)

<http://support.automation.siemens.com/WW/view/en/3RS1000-1CK20/all>

##### Image database (product images, 2D dimension drawings, 3D models, device circuit diagrams, ...)

[http://www.automation.siemens.com/bilddb/cax\\_en.aspx?mlfb=3RS1000-1CK20](http://www.automation.siemens.com/bilddb/cax_en.aspx?mlfb=3RS1000-1CK20)



last change:

Jan 25, 2013