



TEMPERATURE MONITORING RELAY THERMOCOUPLE
TYP J,
EXCEEDING 2 THRESH. VAL.,
WIDTH 22ND5 MM 0 C - 600 C,
24V AC/DC 1 NO+1 W,
LOAD + CL.-CIRC.CURR. SCREW CONNECTION

General technical details:



type of voltage		AC/DC
Supply voltage frequency		
<ul style="list-style-type: none"> • 1 / for auxiliary and control current circuit <ul style="list-style-type: none"> • initial rated value • final rated value • 1 / at 50 Hz / for AC / rated value • 1 / at 60 Hz / for AC / rated value • 1 / for DC / rated value 	Hz	50
	Hz	60
	V	24
	V	24
	V	24
Product function		
<ul style="list-style-type: none"> • defect storage • reset external 		No
		No
Number of measuring circuits		1
Number of NC contacts / for auxiliary contacts		0
Number of NO contacts / for auxiliary contacts		1
Number of change-over switches / for auxiliary contacts		1
Measurable temperature		
<ul style="list-style-type: none"> • initial value • final value 	°C	0
	°C	600
Item designation / according to DIN EN 61346-2		K

Item designation / according to DIN 40719 extendable after IEC 204-2 / according to IEC 750		K
Ambient temperature • during operating	°C	-25 ... +60

Mechanical design:

Design of the electrical connection • for auxiliary and control current circuit • jumper socket		screw-type terminals Yes
Design of the sensor / connectable		type J (thermocouple)
Width	mm	22.5
Height	mm	102
Depth	mm	91

Certificates/approvals:

General Product Approval	Test Certificates	other		
 CCC	 GOST	Special Test Certificate	Declaration of Conformity	Environmental Confirmations

Further information:

Information- and Downloadcenter (Catalogs, Brochures,...)

<http://www.siemens.com/industrial-controls/catalogs>

Industry Mall (Online ordering system)

<http://www.siemens.com/industrial-controls/mall>

Cax online generator:

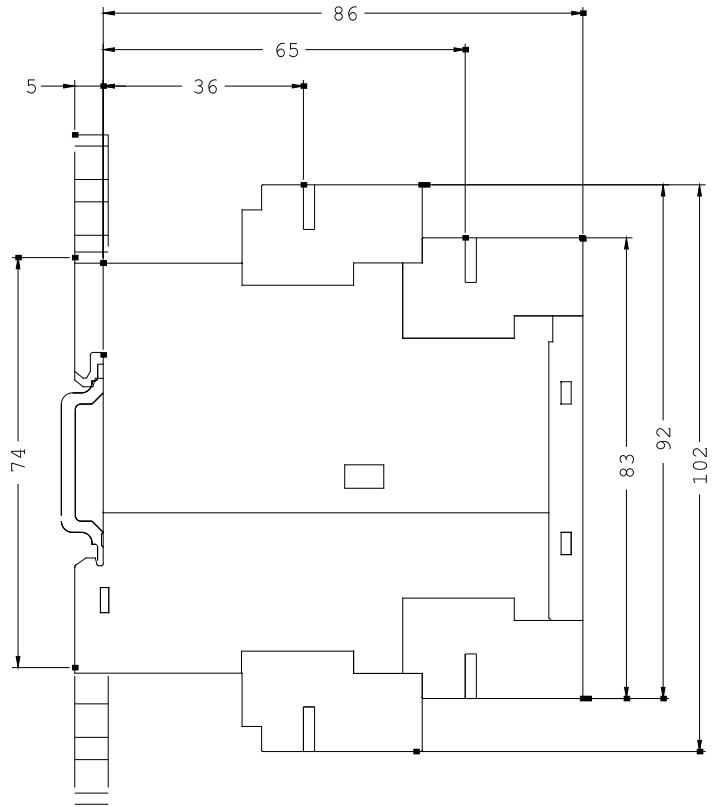
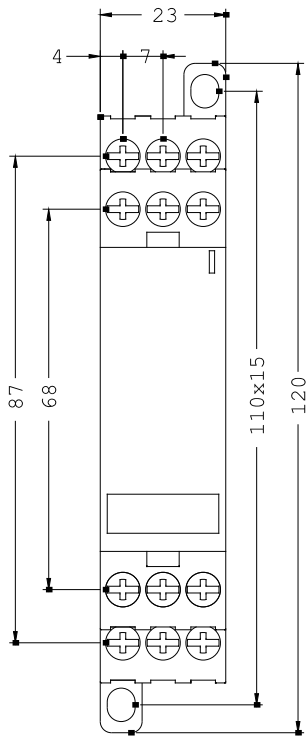
<http://www.siemens.com/cax>

Service&Support (Manuals, Certificates, Characteristics, FAQs,...)

<http://support.automation.siemens.com/WW/view/en/3RS1120-1DD30/all>

Image database (product images, 2D dimension drawings, 3D models, device circuit diagrams, ...)

http://www.automation.siemens.com/bilddb/cax_en.aspx?mlfb=3RS1120-1DD30



last change:

Jan 25, 2013