










BASIC SWITCH FOR POSITION SWITCH 3SE51,
ATEX METAL ENCLOSURE 56MM WIDE DEVICE
CONNECTION 3X (M20X1.5) 1NO/ 2NC SNAP-ACTION
CONTACTS W/O ACTUATOR HEAD

Manufacturer article number		
<ul style="list-style-type: none"> of the basic unit included in the scope of supply 		3SE5122-0LA00-1DA0

General technical details:		
product designation		basic switch for standard position switches
Product feature		ATEX Zone 21/22
Explosion protection category for dust		Zone 21, 94/9/EC II 2D
Insulation voltage		
<ul style="list-style-type: none"> rated value 	V	400
Degree of pollution		class 3
Thermal current	A	6
Operating current		
<ul style="list-style-type: none"> at AC-15 <ul style="list-style-type: none"> at 24 V / rated value at 125 V / rated value at 230 V / rated value at 400 V / rated value at DC-13 <ul style="list-style-type: none"> at 24 V / rated value at 125 V / rated value at 230 V / rated value 	A	6
	A	6
	A	1.5
	A	4
	A	3
	A	0.55
	A	0.27

Continuous current		
• of the slow DIAZED fuse link	A	6
• of the quick DIAZED fuse link	A	10
• of the C characteristic circuit breaker	A	1
Mechanical operating cycles as operating time		
• typical		15,000,000
Electrical operating cycles as operating time		
• with contactor 3RH11, 3RT1016, 3RT1017, 3RT1024, 3RT1025, 3RT1026 / typical		10,000,000
• at AC-15 / at 230 V / typical		100,000
Electrical operating cycles in one hour		
• with contactor 3RH11, 3RT1016, 3RT1017, 3RT1024, 3RT1025, 3RT1026		6,000
Repeat accuracy	mm	0.05
Design of the contact element		snap-action contacts
Number of NC contacts		
• for auxiliary contacts		2
Design of the switching function		Positive opening with appropriate positive opening actuator head
Number of NO contacts		
• for auxiliary contacts		1
Resistance against vibration		0.35 mm / 5g
Resistance against shock		30g / 11 ms
Ambient temperature		
• during operating	°C	-25 ... +85
• during storage	°C	-40 ... +90
Width of the sensor	mm	56
Material		
• of the enclosure		metal
Design of the operating mechanism		without
Actuating speed	mm/s / m/s	0.1 ... 2.5
Minimum actuating force / in activation direction	N	20
Protection class IP		IP66/IP67
mounting position		any
Cable gland version		3 x (M20 x 1.5)
Design of the electrical connection		screw-type terminals
Item designation		
• according to DIN 40719 extendable after IEC 204-2		S
• according to DIN EN 61346-2		B

Certificates/approvals:

General Product Approval			For use in hazardous locations	Functional Safety / Safety of Machinery
 CCC	 GOST	 UL	 VDE	 ATEX
 VDE				
Declaration of Conformity	Test Certificates	other		
 EG-Konf.	Special Test Certificate	Confirmation		

Further information:

Information- and Downloadcenter (Catalogs, Brochures,...)

<http://www.siemens.com/industrial-controls/catalogs>

Industry Mall (Online ordering system)

<http://www.siemens.com/industrial-controls/mall>

CAX-Online-Generator

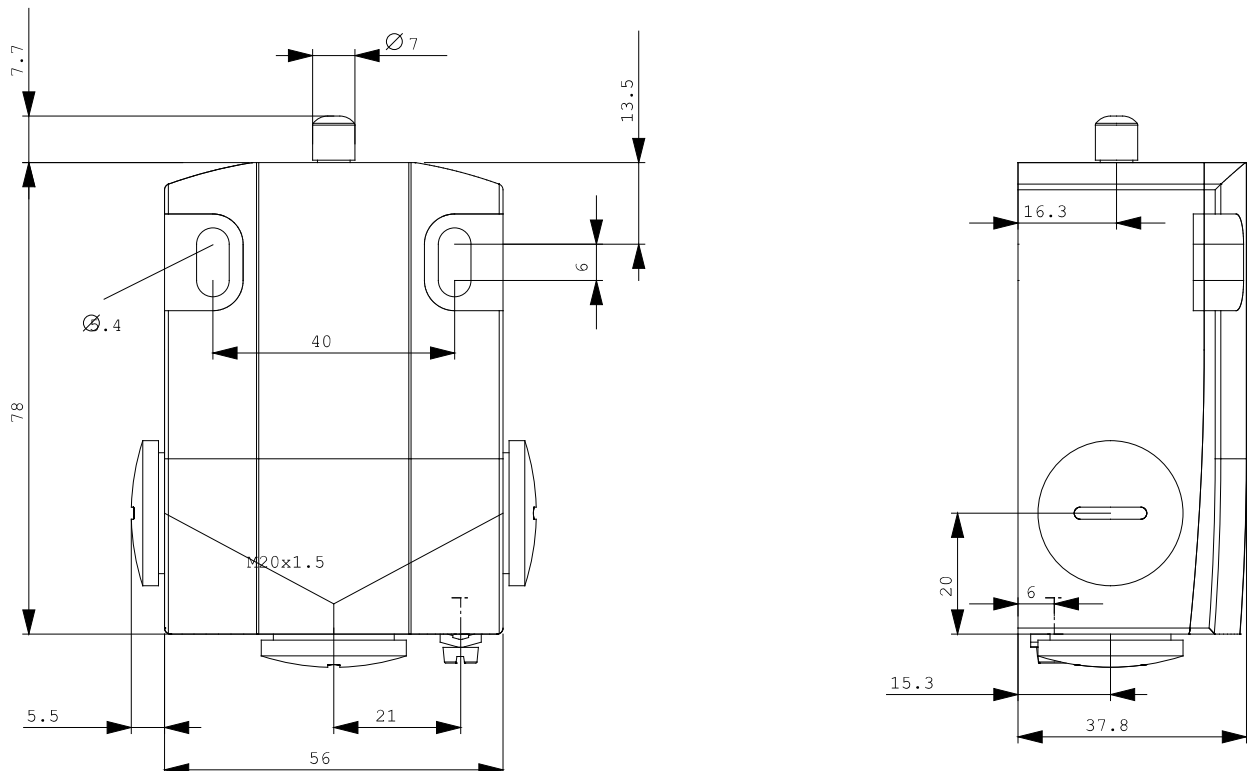
<http://www.siemens.com/cax>

Service&Support (Manuals, Certificates, Characteristics, FAQs,...)

<http://support.automation.siemens.com/WWW/view/en/3SE5122-0LA00-1DA0/all>

Image database (product images, 2D dimension drawings, 3D models, device circuit diagrams, ...)

http://www.automation.siemens.com/bilddb/cax_en.aspx?mlfb=3SE5122-0LA00-1DA0



last change:

Feb 18, 2013