

Similar to image

CIRCUIT-BREAKER VL 1250N STANDARD BREAKING CAPACITY ICU=55KA / 415 V AC 4 POLE, LINE PROTECTION ELECTRONIC TRIP UNIT ETU20, LSI IN=1000A, RATED CURRENT IR=400-1000A, OVERLOAD ISD=1,5TO10XIR, II=11XIN SHORT-CIRCUIT N PROTECTED WITHOUT AUXILIARY RELEASE ETU COMMUNICATION-CAPABLE

General technical data:

| | | |
|---|----|-----------------------------|
| Number of poles | | 4 |
| Design of the overcurrent release | | ETU20 |
| Acceptability for application | | system/generator protection |
| Product component | | No |
| <ul style="list-style-type: none"> • undervoltage release with leading contact | | |
| Protection class IP | | IP20 |
| Protective function of the overcurrent release | | LSIN |
| Impulse voltage resistance / rated value | kV | 8 |
| Ambient temperature | | |
| <ul style="list-style-type: none"> • during operating | | |
| <ul style="list-style-type: none"> • minimum | °C | -25 ... |
| <ul style="list-style-type: none"> • maximum | °C | 70 |
| <ul style="list-style-type: none"> • during storage | | |
| <ul style="list-style-type: none"> • minimum | °C | -40 |
| <ul style="list-style-type: none"> • maximum | °C | 50 |

Main circuit:

| | | |
|--|----|-----|
| Insulation voltage / for AC / rated value | V | 800 |
| Operating frequency | | |
| <ul style="list-style-type: none"> • 1 / rated value | Hz | 50 |
| <ul style="list-style-type: none"> • 2 / rated value | Hz | 60 |
| Item designation | | |
| <ul style="list-style-type: none"> • according to DIN 40719 extendable after IEC 204-2 / according to IEC 750 | | Q |
| <ul style="list-style-type: none"> • according to DIN EN 61346-2 | | Q |
| Operating voltage | | |
| <ul style="list-style-type: none"> • for main current circuit | | |
| <ul style="list-style-type: none"> • at 50 Hz / for AC | | |

| | | |
|---|----|-------|
| <ul style="list-style-type: none"> • maximum • at 60 Hz / for AC • maximum | V | 690 |
| Continuous current / rated value | V | 690 |
| Derating temperature / for the rated value of the continuous current | A | 1,000 |
| <ul style="list-style-type: none"> • acc. to UL 489 | °C | 50 |
| | °C | 40 |

Short-circuit:

| | | |
|---|----|-------|
| Adjustable response current | | |
| <ul style="list-style-type: none"> • of the current-dependent overload release • initial value • of the non-delayed short-circuit release • initial value | | - ... |
| Breaking capacity limit short-circuit current (Icu) / at 415 V / rated value | kA | 55 |







Installation/mounting/dimensions:

| | |
|-------------------------|----------------|
| Type of mounting | fixed mounting |
|-------------------------|----------------|

Connections:

| | |
|--|----------------------|
| Arrangement of electrical connectors / for main current circuit | front side |
| Design of the electrical connection / for main current circuit | screw-type terminals |

Certificates/approvals:

| General Product Approval | EMC | Declaration of Conformity | Test Certificates | | |
|--|---|---|---|---|--|
|  CSA |  GOST |  C-TICK |  EG-Konf. | Special Test Certificate | Type Test Certificates/Test Report |
| Shipping Approval | other | | | | |
|  GL |  RINA | Confirmation | other | Environmental Confirmations | |

Further information:

Information- and Downloadcenter (Catalogs, Brochures,...)

<http://www.siemens.com/lowvoltage/catalogs>

Industry Mall (Online ordering system)

<http://www.siemens.com/lowvoltage/mall>

Service&Support (Manuals, Certificates, Characteristics, FAQs,...)

<http://support.automation.siemens.com/WW/view/en/3VL7710-1NF46-0A..all>

Image database (product images, 2D dimension drawings, 3D models, device circuit diagrams, ...)

http://www.automation.siemens.com/bilddb/cax_en.aspx?mlfb=3VL7710-1NF46-0A..

last change:

Feb 8, 2013