

Similar to image

CIRCUIT-BREAKER VL 1250N STANDARD BREAKING CAPACITY ICU=55KA / 415 V AC 3 POLE, LINE PROTECTION ELECTRONIC TRIP UNIT ETU20, LSI IN=1000A, RATED CURRENT IR=400-1000A, OVERLOAD ISD=1,5TO10XIR, II=11XIN SHORT-CIRCUIT

### General technical data:

|   |    |                             |
|---|----|-----------------------------|
| <b>Number of poles</b>  |    | 3                           |
| <b>Design of the overcurrent release</b>  |    | ETU20                       |
| <b>Acceptability for application</b>  |    | system/generator protection |
| <b>Product component</b>  |    | No                          |
| <ul style="list-style-type: none"> <li>• undervoltage release with leading contact</li> </ul> |    |                             |
| <b>Protection class IP</b>  |    | IP20                        |
| <b>Protective function of the overcurrent release</b>   |    | LSI                         |
| <b>Impulse voltage resistance / rated value</b>   | kV | 8                           |
| <b>Ambient temperature</b>  |    |                             |
| <ul style="list-style-type: none"> <li>• during operating</li> </ul>                          |    |                             |
| <ul style="list-style-type: none"> <li>• minimum</li> </ul>                                   | °C | -25 ...                     |
| <ul style="list-style-type: none"> <li>• maximum</li> </ul>                                   | °C | 70                          |
| <ul style="list-style-type: none"> <li>• during storage</li> </ul>                            |    |                             |
| <ul style="list-style-type: none"> <li>• minimum</li> </ul>                                   | °C | -40                         |
| <ul style="list-style-type: none"> <li>• maximum</li> </ul>                                   | °C | 50                          |

### Main circuit:

|  |    |     |
|--|----|-----|
| <b>Insulation voltage / for AC / rated value</b>   | V  | 800 |
| <b>Operating frequency</b>   |    |     |
| <ul style="list-style-type: none"> <li>• 1 / rated value</li> </ul>  | Hz | 50  |
| <ul style="list-style-type: none"> <li>• 2 / rated value</li> </ul>  | Hz | 60  |
| <b>Item designation</b>  |    |     |
| <ul style="list-style-type: none"> <li>• according to DIN 40719 extendable after IEC 204-2 / according to IEC 750</li> </ul> |    | Q   |
| <ul style="list-style-type: none"> <li>• according to DIN EN 61346-2</li> </ul>  |    | Q   |
| <b>Operating voltage</b>   |    |     |
| <ul style="list-style-type: none"> <li>• for main current circuit</li> </ul>   |    |     |
| <ul style="list-style-type: none"> <li>• at 50 Hz / for AC</li> </ul>  |    |     |
| <ul style="list-style-type: none"> <li>• maximum</li> </ul>  | V  | 690 |

|  |    |       |
|--|----|-------|
| <ul style="list-style-type: none"> <li>• at 60 Hz / for AC</li> <li>• maximum</li> </ul> | V  | 690   |
| <b>Continuous current / rated value</b>  | A  | 1,000 |
| <b>Derating temperature / for the rated value of the continuous current</b>              | °C | 50    |
| <ul style="list-style-type: none"> <li>• acc. to UL 489</li> </ul>                       | °C | 40    |

### Short-circuit:

|  |    |       |
|--|----|-------|
| <b>Adjustable response current</b>   |    |       |
| <ul style="list-style-type: none"> <li>• of the current-dependent overload release</li> <li>• initial value</li> </ul> |    | - ... |
| <ul style="list-style-type: none"> <li>• of the non-delayed short-circuit release</li> <li>• initial value</li> </ul>  |    | - ... |
| <b>Breaking capacity limit short-circuit current (I<sub>cu</sub>) / at 415 V / rated value</b>                         | kA | 55    |








### Installation/mounting/dimensions:

|                         |                |
|-------------------------|----------------|
| <b>Type of mounting</b> | fixed mounting |
|-------------------------|----------------|

### Connections:

|  |                      |
|--|----------------------|
| <b>Arrangement of electrical connectors / for main current circuit</b> | front side           |
| <b>Design of the electrical connection / for main current circuit</b>  | screw-type terminals |

### Certificates/approvals:

| General Product Approval   |  |   | EMC   | Declaration of Conformity   |
|--|--|---|---|---|
| <br>CCC | <br>CSA | <br>GOST | <br>C-TICK | <br>EG-Konf. |
| Test Certificates  |  | Shipping Approval   |   |   |
| <a href="#">Special Test Certificate</a>   | <a href="#">Type Test Certificates/Test Report</a>   | <br>GL   | <br>RINA   |   |
| other  |  |   |   |   |
| <a href="#">Confirmation</a>   | <a href="#">other</a>  | <a href="#">Environmental Confirmations</a>   |   |   |

### Further information:

|  |
|--|
| <b>Information- and Downloadcenter (Catalogs, Brochures,...)</b><br><a href="http://www.siemens.com/lowvoltage/catalogs">http://www.siemens.com/lowvoltage/catalogs</a>  |
| <b>Industry Mall (Online ordering system)</b><br><a href="http://www.siemens.com/lowvoltage/mall">http://www.siemens.com/lowvoltage/mall</a>   |
| <b>Service&amp;Support (Manuals, Certificates, Characteristics, FAQs,...)</b><br><a href="http://support.automation.siemens.com/WW/view/en/3VL7710-1SE36-.../all">http://support.automation.siemens.com/WW/view/en/3VL7710-1SE36-.../all</a> |

---

Image database (product images, 2D dimension drawings, 3D models, device circuit diagrams, ...)

[http://www.automation.siemens.com/bilddb/cax\\_en.aspx?mlfb=3VL7710-1SE36-....](http://www.automation.siemens.com/bilddb/cax_en.aspx?mlfb=3VL7710-1SE36-....)

---

**CAX-Online-Generator**

<http://www.siemens.com/cax>

**last change:**

Feb 8, 2013