

Similar to image

CIRCUIT-BREAKER VL 1250L VERY HIGH BREAKING CAPACITY ICU=100KA / 415 V AC 3 POLE, LINE PROTECTION ELECTRONIC TRIP UNIT ETU12, LIG 3PHASES/3WIRES IN=1000A, RATED CURRENT IR=400-1000A, OVERLOAD II=1,25TO11XIN, SHORT CIRCUIT WITHOUT AUXILIARY RELEASE ETU COMMUNICATION-CAPABLE

| General technical data:  |    |                   |
|--|----|-------------------|
| <b>Number of poles</b>   |    | 3                 |
| <b>Design of the overcurrent release</b>   |    | ETU12             |
| <b>Acceptability for application</b>   |    | system protection |
| <b>Product component</b>   |    | No                |
| <ul style="list-style-type: none"> <li>• undervoltage release with leading contact</li> </ul>  |    |                   |
| <b>Protection class IP</b>   |    | IP20              |
| <b>Protective function of the overcurrent release</b>  |    | LIG               |
| <b>Impulse voltage resistance / rated value</b>  | kV | 8                 |
| <b>Ambient temperature</b>   |    |                   |
| <ul style="list-style-type: none"> <li>• during operating               <ul style="list-style-type: none"> <li>• minimum</li> <li>• maximum</li> </ul> </li> <li>• during storage               <ul style="list-style-type: none"> <li>• minimum</li> <li>• maximum</li> </ul> </li> </ul> | °C | -25 ...           |
|  | °C | 70                |
|  | °C | -40               |
|  | °C | 50                |
| Main circuit:  |    |                   |
| <b>Insulation voltage / for AC / rated value</b>   | V  | 800               |
| <b>Operating frequency</b>   |    |                   |
| <ul style="list-style-type: none"> <li>• 1 / rated value</li> <li>• 2 / rated value</li> </ul>   | Hz | 50                |
|  | Hz | 60                |
| <b>Item designation</b>  |    |                   |
| <ul style="list-style-type: none"> <li>• according to DIN 40719 extendable after IEC 204-2 / according to IEC 750</li> <li>• according to DIN EN 61346-2</li> </ul>  |    | Q                 |
|  |    | Q                 |
| <b>Operating voltage</b>   |    |                   |
| <ul style="list-style-type: none"> <li>• for main current circuit               <ul style="list-style-type: none"> <li>• at 50 Hz / for AC</li> </ul> </li> </ul>  |    |                   |

|   |    |       |
|---|----|-------|
| <ul style="list-style-type: none"> <li>• maximum</li> <li>• at 60 Hz / for AC</li> <li>• maximum</li> </ul> | V  | 690   |
| <b>Continuous current / rated value</b>   | V  | 690   |
| <b>Derating temperature / for the rated value of the continuous current</b>                                 | A  | 1,000 |
| <ul style="list-style-type: none"> <li>• acc. to UL 489</li> </ul>  | °C | 50    |
|   | °C | 40    |

#### Short-circuit:

|   |    |       |
|---|----|-------|
| <b>Adjustable response current</b>  |    |       |
| <ul style="list-style-type: none"> <li>• of the current-dependent overload release</li> <li>• initial value</li> <li>• of the non-delayed short-circuit release</li> <li>• initial value</li> </ul> |    | - ... |
| <b>Breaking capacity limit short-circuit current (Icu) / at 415 V / rated value</b>   | kA | 100   |







#### Installation/mounting/dimensions:

|                         |                |
|-------------------------|----------------|
| <b>Type of mounting</b> | fixed mounting |
|-------------------------|----------------|

#### Connections:

|  |                      |
|--|----------------------|
| <b>Arrangement of electrical connectors / for main current circuit</b> | front side           |
| <b>Design of the electrical connection / for main current circuit</b>  | screw-type terminals |

#### Certificates/approvals:

| General Product Approval   | EMC   | Declaration of Conformity   | Test Certificates   |   |  |
|--|---|---|---|---|--|
| <br>CSA | <br>GOST | <br>C-TICK | <br>EG-Konf. | <a href="#">Special Test Certificate</a>    | <a href="#">Type Test Certificates/Test Report</a> |
| Shipping Approval  | other   |   |   |   |  |
| <br>GL  | <br>RINA | <a href="#">Confirmation</a>  | <a href="#">other</a>   | <a href="#">Environmental Confirmations</a> |  |

#### Further information:

##### Information- and Downloadcenter (Catalogs, Brochures,...)

<http://www.siemens.com/lowvoltage/catalogs>

##### Industry Mall (Online ordering system)

<http://www.siemens.com/lowvoltage/mall>

##### Service&Support (Manuals, Certificates, Characteristics, FAQs,...)

<http://support.automation.siemens.com/WW/view/en/3VL7710-3MF36-0A../all>

##### Image database (product images, 2D dimension drawings, 3D models, device circuit diagrams, ...)

[http://www.automation.siemens.com/bilddb/cax\\_en.aspx?mlfb=3VL7710-3MF36-0A..](http://www.automation.siemens.com/bilddb/cax_en.aspx?mlfb=3VL7710-3MF36-0A..)

**last change:**

Feb 8, 2013