

Similar to image

CIRCUIT-BREAKER VL 1250H HIGH BREAKING CAPACITY ICU=70KA / 415 V AC 4 POLE, LINE PROTECTION ELECTRONIC TRIP UNIT ETU20, LSI IN=1250A, RATED CURRENT IR=500-1250A, OVERLOAD ISD=1,5TO9XIR, II=10XIN SHORT-CIRCUIT N PROTECTED WITHOUT AUXILIARY RELEASE ETU COMMUNICATION-CAPABLE

General technical data:		
Number of poles		4
Design of the overcurrent release		ETU20
Acceptability for application		system/generator protection
Product component		No
<ul style="list-style-type: none"> • undervoltage release with leading contact 		
Protection class IP		IP20
Protective function of the overcurrent release		LSIN
Impulse voltage resistance / rated value	kV	8
Ambient temperature		
<ul style="list-style-type: none"> • during operating <ul style="list-style-type: none"> • minimum • maximum • during storage <ul style="list-style-type: none"> • minimum • maximum 	°C	-25 ... 70 -40 50
Main circuit:		
Insulation voltage / for AC / rated value	V	800
Operating frequency		
<ul style="list-style-type: none"> • 1 / rated value • 2 / rated value 	Hz	50 60
Item designation		
<ul style="list-style-type: none"> • according to DIN 40719 extendable after IEC 204-2 / according to IEC 750 • according to DIN EN 61346-2 		Q Q
Operating voltage		
<ul style="list-style-type: none"> • for main current circuit <ul style="list-style-type: none"> • at 50 Hz / for AC 		

<ul style="list-style-type: none"> • maximum • at 60 Hz / for AC • maximum 	V	690
Continuous current / rated value	V	690
Derating temperature / for the rated value of the continuous current	A	1,250
<ul style="list-style-type: none"> • acc. to UL 489 	°C	50
	°C	40

Short-circuit:

Adjustable response current		
<ul style="list-style-type: none"> • of the current-dependent overload release • initial value • of the non-delayed short-circuit release • initial value 		- ...
Breaking capacity limit short-circuit current (Icu) / at 415 V / rated value	kA	70







Installation/mounting/dimensions:

Type of mounting	fixed mounting
-------------------------	----------------

Connections:

Arrangement of electrical connectors / for main current circuit	front side
Design of the electrical connection / for main current circuit	screw-type terminals

Certificates/approvals:

General Product Approval	EMC	Declaration of Conformity	Test Certificates		
 CSA	 GOST	 C-TICK	 EG-Konf.	Special Test Certificate	Type Test Certificates/Test Report
Shipping Approval	other				
 GL	 RINA	Confirmation	other	Environmental Confirmations	

Further information:

Information- and Downloadcenter (Catalogs, Brochures,...)

<http://www.siemens.com/lowvoltage/catalogs>

Industry Mall (Online ordering system)

<http://www.siemens.com/lowvoltage/mall>

Service&Support (Manuals, Certificates, Characteristics, FAQs,...)

<http://support.automation.siemens.com/WW/view/en/3VL7712-2NF46-0A../all>

Image database (product images, 2D dimension drawings, 3D models, device circuit diagrams, ...)

http://www.automation.siemens.com/bilddb/cax_en.aspx?mlfb=3VL7712-2NF46-0A..

last change:

Feb 8, 2013