

Similar to image

CIRCUIT-BREAKER VL 1600N STANDARD BREAKING CAPACITY ICU=55KA / 415 V AC 3 POLE, LINE PROTECTION ELECTRONIC TRIP UNIT ETU22, LSIG 3PHASES/3WIRES IN=1600A, RATED CURRENT IR=640-1600A, OVERLOAD ISD=1,5TO8XIR, II=9XIN SHORT-CIRCUIT WITHOUT AUXILIARY RELEASE ETU COMMUNICATION-CAPABLE

### General technical data:

<b>Number of poles</b>		3
<b>Design of the overcurrent release</b>		ETU22
<b>Acceptability for application</b>		system/generator protection
<b>Product component</b>		No
<ul style="list-style-type: none"> <li>• undervoltage release with leading contact</li> </ul>		
<b>Protection class IP</b>		IP20
<b>Protective function of the overcurrent release</b>		LSIG
<b>Impulse voltage resistance / rated value</b>	kV	8
<b>Ambient temperature</b>		
<ul style="list-style-type: none"> <li>• during operating</li> </ul>		
<ul style="list-style-type: none"> <li>• minimum</li> </ul>	°C	-25 ...
<ul style="list-style-type: none"> <li>• maximum</li> </ul>	°C	70
<ul style="list-style-type: none"> <li>• during storage</li> </ul>		
<ul style="list-style-type: none"> <li>• minimum</li> </ul>	°C	-40
<ul style="list-style-type: none"> <li>• maximum</li> </ul>	°C	50

### Main circuit:

<b>Insulation voltage / for AC / rated value</b>	V	800
<b>Operating frequency</b>		
<ul style="list-style-type: none"> <li>• 1 / rated value</li> </ul>	Hz	50
<ul style="list-style-type: none"> <li>• 2 / rated value</li> </ul>	Hz	60
<b>Item designation</b>		
<ul style="list-style-type: none"> <li>• according to DIN 40719 extendable after IEC 204-2 / according to IEC 750</li> </ul>		Q
<ul style="list-style-type: none"> <li>• according to DIN EN 61346-2</li> </ul>		Q
<b>Operating voltage</b>		
<ul style="list-style-type: none"> <li>• for main current circuit</li> </ul>		
<ul style="list-style-type: none"> <li>• at 50 Hz / for AC</li> </ul>		

<ul style="list-style-type: none"> <li>• maximum</li> <li>• at 60 Hz / for AC</li> <li>• maximum</li> </ul>	V	690
<b>Continuous current / rated value</b>	V	690
<b>Derating temperature / for the rated value of the continuous current</b>	A	1,600
<ul style="list-style-type: none"> <li>• acc. to UL 489</li> </ul>	°C	50
	°C	40

#### Short-circuit:

<b>Adjustable response current</b>		
<ul style="list-style-type: none"> <li>• of the current-dependent overload release</li> <li>• initial value</li> <li>• of the non-delayed short-circuit release</li> <li>• initial value</li> </ul>		- ...
<b>Breaking capacity limit short-circuit current (Icu) / at 415 V / rated value</b>	kA	55







#### Installation/mounting/dimensions:

<b>Type of mounting</b>	fixed mounting
-------------------------	----------------

#### Connections:

<b>Arrangement of electrical connectors / for main current circuit</b>	front side
<b>Design of the electrical connection / for main current circuit</b>	without connection accessoires

#### Certificates/approvals:

General Product Approval	EMC	Declaration of Conformity	Test Certificates		
 CSA	 GOST	 C-TICK	 EG-Konf.	<a href="#">Special Test Certificate</a>	<a href="#">Type Test Certificates/Test Report</a>
Shipping Approval	other				
 GL	 RINA	<a href="#">Confirmation</a>	<a href="#">other</a>	<a href="#">Environmental Confirmations</a>	

#### Further information:

##### Information- and Downloadcenter (Catalogs, Brochures,...)

<http://www.siemens.com/lowvoltage/catalogs>

##### Industry Mall (Online ordering system)

<http://www.siemens.com/lowvoltage/mall>

##### Service&Support (Manuals, Certificates, Characteristics, FAQs,...)

<http://support.automation.siemens.com/WW/view/en/3VL8716-1MG30-0A../all>

##### Image database (product images, 2D dimension drawings, 3D models, device circuit diagrams, ...)

[http://www.automation.siemens.com/bilddb/cax\\_en.aspx?mlfb=3VL8716-1MG30-0A..](http://www.automation.siemens.com/bilddb/cax_en.aspx?mlfb=3VL8716-1MG30-0A..)

**last change:**

Feb 8, 2013