



CIRCUIT BREAKER 240V 10KA, 3-POLE, D,
40A, D=70MM ACC. TO UL 489

Similar to image

Technical data:

type of voltage		AC/DC
Type of mounting		on standard mounting rail
mounting position		any
Mounting depth	mm	70
Height	mm	90
Width	mm	54
Depth	mm	76
Current / for AC / rated value	A	40
rated current I_n / IEC, DIN/VDE / at 40 Cel	A	40
Tripping characteristic class		D
Operating voltage / minimum	V	24
Supply voltage / for AC / rated value	V	400
Supply voltage		
• with multi-phase operation / with AC / rated value	V	400
Supply voltage frequency / rated value	Hz	50
Operating voltage		
• with AC / in accordance with UL 489 and CSA C22.2 No. 5-02 / maximum	V	240

<ul style="list-style-type: none"> with DC <ul style="list-style-type: none"> rated value / maximum 1-channel / in accordance with UL 489 and CSA C22.2 No. 5-02 / maximum 2-channel / in accordance with UL 489 and CSA C22.2 No. 5-02 / maximum 	V	60
	V	60
	V	125
Number of poles /note		3P
Switching capacity current		
<ul style="list-style-type: none"> in accordance with IEC 60947-2 / rated value 	kA	15
<ul style="list-style-type: none"> acc. to EN 60898 / rated value 	kA	10
Breaking capacity short-circuit current (I_{cn}) / with AC / in accordance with UL 1077 and CSA C22.2 No.235	kA	10
Active power loss / at rated value current / with AC / in warm operating state / per pole	W	4
Number of pitch units for width		3
Product feature / sealable		Yes
Degree of pollution		3
Position / of power supply cord		Any
Mechanical operating cycles as operating time / typical		20,000
Overvoltage class		3
Product equipment / touch-protection		Yes
Insulation voltage / for AC / rated value	V	440
Conductor cross-section that can be connected / finely stranded		
<ul style="list-style-type: none"> with wire end processing 	mm ²	0.75 ... 25
Product component		
<ul style="list-style-type: none"> combined terminal top 		Yes
<ul style="list-style-type: none"> combined terminal bottom 		Yes
<ul style="list-style-type: none"> tunnel terminals top 		No
<ul style="list-style-type: none"> tunnel terminals bottom 		No
Product function / [not supplied - note]		Terminal tightening torque for Cu, 60/75°C; 3.5Nm/31lb.in
Product feature		
<ul style="list-style-type: none"> [not supplied - silicon-free] 		Yes
<ul style="list-style-type: none"> halogen-free 		Yes
Number of test cycles / for environmental testing / in accordance with IEC 60068-2-30		6
Device tag		
<ul style="list-style-type: none"> according to DIN EN 61346-2 		F
<ul style="list-style-type: none"> according to DIN EN 81346-2 		F

Certificates/approvals:



Further information:

Information- and Downloadcenter (Catalogs, Brochures,...)

<http://www.siemens.com/lowvoltage/catalogs>

Industry Mall (Online ordering system)

<http://www.siemens.com/lowvoltage/mall>

Service&Support (Manuals, Certificates, Characteristics, FAQs,...)

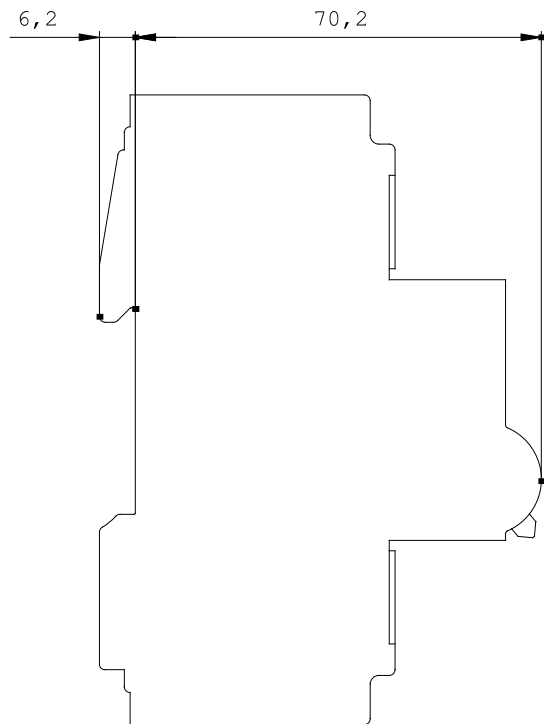
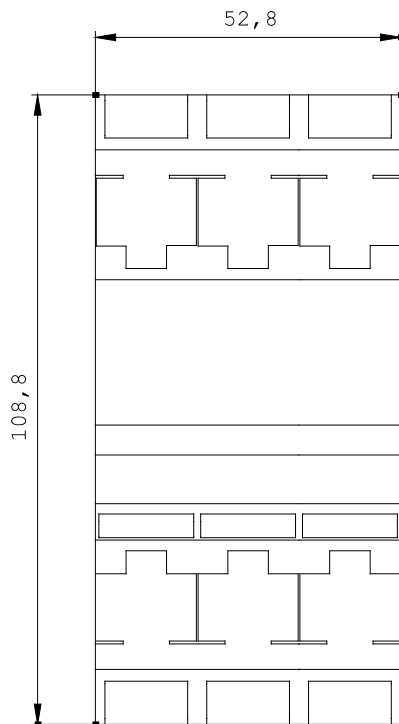
<http://support.automation.siemens.com/WW/view/en/5SJ4340-8HG41/all>

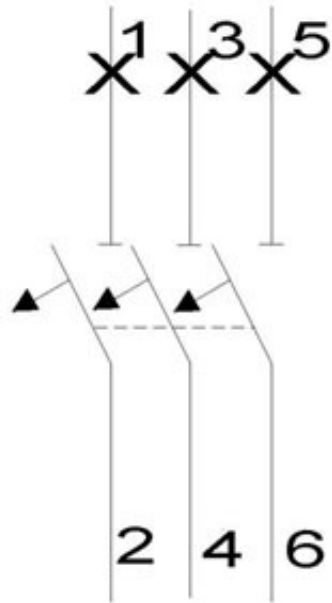
Image database (product images, 2D dimension drawings, 3D models, device circuit diagrams, ...)

http://www.automation.siemens.com/bilddb/cax_en.aspx?mlfb=5SJ4340-8HG41

CAx-Online-Generator

<http://www.siemens.com/cax>





last change:

Dec 17, 2012