



CIRCUIT BREAKER 400V 6KA, 3-POLE, C,
16A,
D=70MM WITH SCREWLESS TAP-OFF TERMINAL

General technical data:

type of voltage		AC/DC
mounting position		any
Height	mm	90
Width	mm	54
Depth	mm	76
Current / for AC / rated value	A	16
Tripping characteristic class		C
Supply voltage		
• for AC / rated value	V	400
• with multi-phase operation / with AC / rated value	V	400
Operating voltage		
• minimum	V	24
• with single-phase operation / with AC / maximum	V	250
• with multi-phase operation / with AC / maximum	V	440
• for DC / rated value / maximum	V	60
Supply voltage frequency / rated value	Hz	50
Number of poles		3
Number of poles /note		3P
Switching capacity current		

<ul style="list-style-type: none"> • in accordance with IEC 60947-2 / rated value • acc. to EN 60898 / rated value 	kA	6
	kA	6
Active power loss / at rated value current / with AC / in warm operating state / per pole	W	1.9
Product feature / sealable		Yes
Protection class IP		IP20, with connected conductors
Degree of pollution		2
Influence of the surrounding temperature		Periodically +55°C, max. 95% humidity
Ambient temperature	°C	-25 ... +45
Ambient temperature		
<ul style="list-style-type: none"> • during storage 	°C	-40 ... +75
Mechanical operating cycles as operating time / typical		20,000
Product equipment / touch-protection		Yes
Insulation voltage / for AC / rated value	V	440
Conductor cross-section that can be connected		
<ul style="list-style-type: none"> • solid 	mm ²	0.75 ... 25
<ul style="list-style-type: none"> • multibrin 	mm ²	0.75 ... 25
<ul style="list-style-type: none"> • finely stranded 		
<ul style="list-style-type: none"> <ul style="list-style-type: none"> • with wire end processing 	mm ²	1.5 ... 2.5
<ul style="list-style-type: none"> • at plug-type connection / when using the top terminal point 		
<ul style="list-style-type: none"> <ul style="list-style-type: none"> • without end sleeve 	mm ²	1.5 ... 4
Design of the electrical connection / snap-on clamps / [not supplied - note]		Screwless terminals on the outgoing side for 1.5 to 4mm ²
Product feature		
<ul style="list-style-type: none"> • [not supplied - silicon-free] 		Yes
<ul style="list-style-type: none"> • halogen-free 		Yes
Number of test cycles / for environmental testing / in accordance with IEC 60068-2-30		6
Device tag		
<ul style="list-style-type: none"> • according to DIN EN 61346-2 		F
<ul style="list-style-type: none"> • according to DIN EN 81346-2 		F

Certificates/approvals:

General Product Approval



Further information:

Information- and Downloadcenter (Catalogs, Brochures,...)

<http://www.siemens.com/lowvoltage/catalogs>

Industry Mall (Online ordering system)

<http://www.siemens.com/lowvoltage/mall>

Service&Support (Manuals, Certificates, Characteristics, FAQs,...)

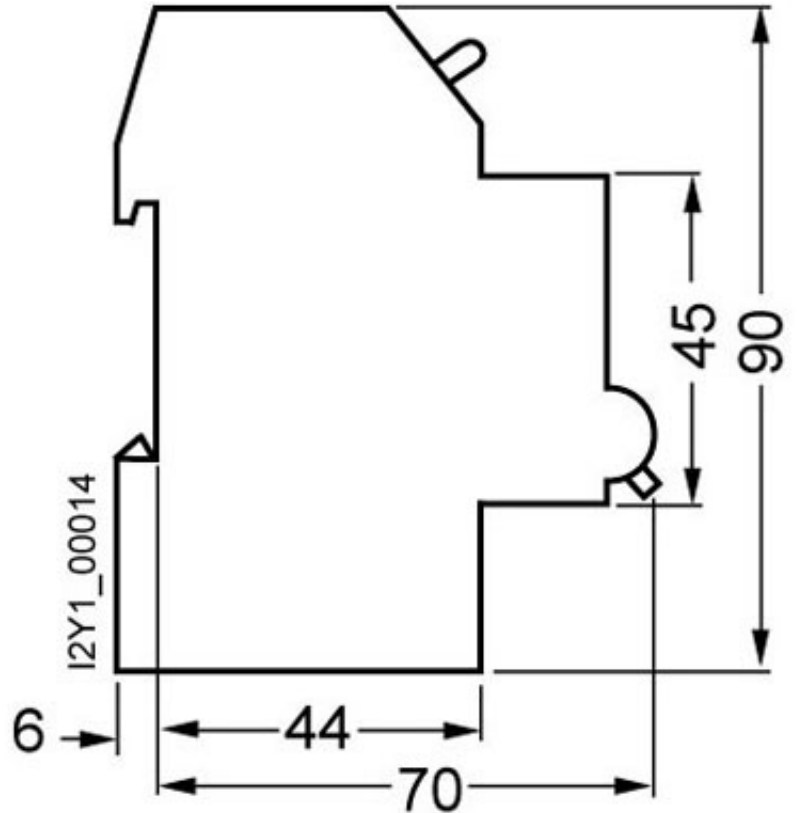
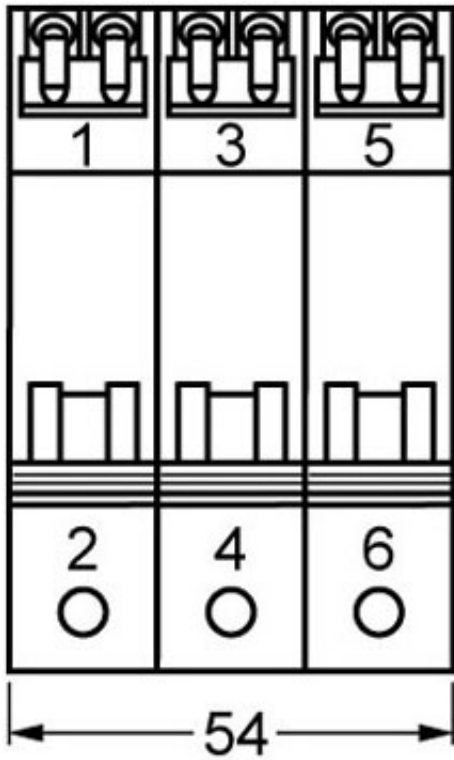
<http://support.automation.siemens.com/WW/view/en/5SJ6316-7KS/all>

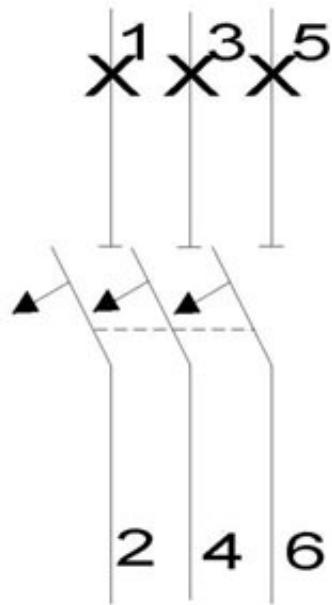
Image database (product images, 2D dimension drawings, 3D models, device circuit diagrams, ...)

http://www.automation.siemens.com/bilddb/cax_en.aspx?mlfb=5SJ6316-7KS

CAX-Online-Generator

<http://www.siemens.com/cax>





last change:

Dec 3, 2012