



RES.CURRENT OP.CIRCUIT BREAKER TYPE AC WS
D=55MM 63A 3+N-POL IFN 30MA 400V 4MW





Similar to image

Technical data:

mounting position		any
Design of the product		Instantaneous
Supply voltage / for AC / rated value	V	400
Resistance against the impulse current / rated value	kA	1
Ambient temperature	°C	-5 ... +45
Ambient temperature • during storage	°C	-40 ... +60
Mechanical operating cycles as operating time / typical		10,000
Overvoltage class		III
Supply voltage / for testing equipment / minimum	V	100
Protection against electrical shock		Finger and back-of-hand safe
Position / of power supply cord		top or bottom
Tightening torque • with screw-type terminals	N·m	2.5 ... 3
Section de conducteur raccordable • solid	mm ²	1.5 ... 25
• multibrin	mm ²	1.5 ... 25
Product feature		

• [not supplied - silicon-free]	Yes
• halogen-free	Yes
Number of test cycles / for environmental testing / in accordance with IEC 60068-2-30	28

Certificates/approvals:

General Product Approval		Declaration of Conformity		
 GOST	other	 VDE	 ÖVE	 EG-Konf.
Test Certificates		other		
Special Test Certificate	Type Test Certificates/Test Report	Environmental Confirmations		

Further information:

Information- and Downloadcenter (Catalogs, Brochures,...)

<http://www.siemens.com/lowvoltage/catalogs>

Industry Mall (Online ordering system)

<http://www.siemens.com/lowvoltage/mall>

Service&Support (Manuals, Certificates, Characteristics, FAQs,...)

<http://support.automation.siemens.com/WW/view/en/5SM1346-0/all>

Image database (product images, 2D dimension drawings, 3D models, device circuit diagrams, ...)

http://www.automation.siemens.com/bilddb/cax_en.aspx?mlfb=5SM1346-0

CAx-Online-Generator

<http://www.siemens.com/cax>

last change:

Dec 31, 2012